

# Kid Zone

## Pinwheel

### You will need:

1 pencil w/ eraser  
1 push pin  
Glue

Scissors  
Pinwheel pattern (2) pages  
**A Parent or Guardian**

### Pinwheel Instructions:

1. Print the pinwheel pattern and cut out the pieces (2 squares and circle "A").

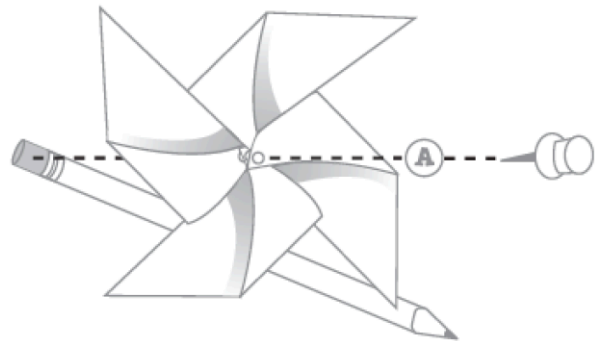
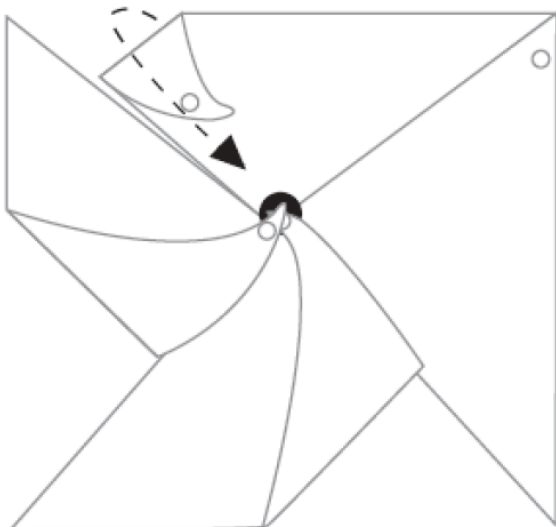
2. Place the squares back-to-back so the pictures match. Glue the matching squares together so the pictures face out. (Optional: Color in your square)

3. Hold the square so the black circles faces up, and cut along the dotted lines.

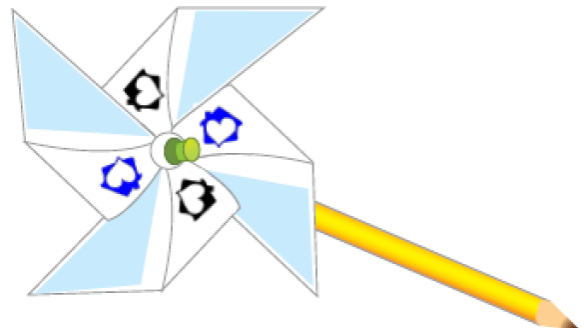
4. Fold each corner circle towards the black circle in the middle and glue. The circles should overlap.

5. Place the circle "A" in the middle of the pinwheel.

6. With the help of your adult, attach the pinwheel to the pencil eraser by pushing it through the middle of circle "A". **Do not** push the pin completely through the pencil eraser.



7. Now, take a deep breath...and blow! Your pinwheel is complete!





A large square divided into four quadrants by a dashed diagonal line from the top-left to the bottom-right. A solid black dot is centered at the intersection of the diagonals. Each quadrant contains a different design:

- Top-Left Quadrant:** Light blue background with a blue and white stylized flower. The text "I Can Trust My Feelings!" is written in red, rotated 45 degrees along the dashed diagonal. A small white circle is in the top-left corner.
- Top-Right Quadrant:** Light blue background with a black silhouette of a house with a heart-shaped window. The text "Kid Zone" is written in blue, rotated 45 degrees along the dashed diagonal. A small white circle is in the top-right corner.
- Bottom-Left Quadrant:** Light blue background with a black silhouette of a house with a heart-shaped window. The text "Kid Zone" is written in blue, rotated 45 degrees along the dashed diagonal. A small white circle is in the bottom-left corner.
- Bottom-Right Quadrant:** Light blue background with a blue and white stylized flower. The text "I Can Get Help If I Tell!!" is written in red, rotated 45 degrees along the dashed diagonal. A small white circle is in the bottom-right corner.



**A**

